

# HOW TO SUBMIT A GOOGLE DOC IN AN ASSIGNMENT

Step 1: Click on your assignment in “**Assignments**”

2020/2021 [YR] Hines Middle

Search for Assignment

SHOW BY DATE SHOW BY TYPE

Home

Assignments

Discussions

Grades

Pages

Files

Syllabus


Collaborations

Google Drive


Nearpod


Badges

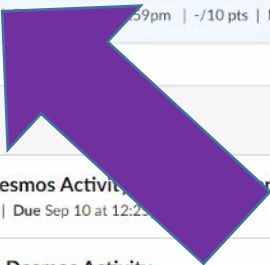
▼ Upcoming Assignments

 **Tuesday: Student Resume**  
Available until Sep 12 at 11:59pm | Due Sep 10 at 11:59pm | -/10 pts | Not Yet Graded

▼ Past Assignments

 **Thursday: September 9- Desmos Activity** | **Trapper Hunt**  
Available until Sep 13 at 11:59pm | Due Sep 10 at 12:22pm

 **Wednesday: September 9- Desmos Activity**  
Available until Sep 13 at 11:59pm | Due Sep 9 at 11:59pm | -/10 pts



# HOW TO SUBMIT A GOOGLE DOC IN AN ASSIGNMENT

Step 2: Click on the [blue link](#)

2020/2021 [YR] Hines Middle

Home

Assignments

Discussions

Grades

Pages

Files

Syllabus

Collaborations

Google Drive

Leapod

Badges

## Tuesday: Student Resume

Due 11:59pm Points 10 Submitting an external tool Attempts 1 Allowed Attempts 2  
Available from 12am - Sep 12 at 11:59pm 5 days

Directions: Click on the link below & follow the directions.

The link below is a document that your teacher has created for you called a Cloud Assignment. You'll be able to edit the document in Canvas or in Google Documents. Once you have completed the assignment, you'll be able to submit it by using the submit button located on this page.

[Student Resume 2](#)

Submitted At: September 10, 2020 19:45

Submit



Student Resume 2 ☆ ☁

File Edit View Insert Format Slide Arrange Tools Add-ons Help Last edit was 2 minutes ago



Present

Share



# HOW TO SUBMIT A GOOGLE DOC IN AN ASSIGNMENT

Step 3: Edit the document. **DO NOT SHARE!**

Student Resume 2 ☆ 📌 ☁

File Edit View Insert Format Slide Arrange Tools Add-ons Help Last edit was seconds ago

Background Layout Theme Transition

Student Resume

Your first/last name:

Nickname you prefer to be called:

Parent/Guardian Name(s):

Who You Live With:

Expectations for This Year:

One Person You Admire & Why:

Two things that make you happy:

Four words to describe yourself:

Favorites:

School subject		Candy/Treat	
Book		Song/Band	
Movie/TV Show		Superhero	

Click to add speaker notes

# HOW TO SUBMIT A GOOGLE DOC IN AN ASSIGNMENT

Step 4: Click back to **Canvas**. Do NOT X out of your assignment!

The screenshot shows a web browser with several tabs open. The active tab is titled "Student Resume 2 - Google Slides". A large green arrow points from the "Student Resume 2 - Google Slides" tab to the "Student Resume" tab, which is the Canvas LMS interface. The Canvas interface shows a "Student Resume" assignment page with a form to be completed. The form includes sections for "Your first/last name", "Nickname you prefer to be called", "Parent/Guardian Names", "Who You Live With", "Expectations for This Year", "One Person You Admire & Why", "Two things that make you happy", "Four words to describe yourself", and "Favorites".

The Google Slides interface shows the "Student Resume" presentation with a menu bar (File, Edit, View, Insert, Slide, Arrange, Tools, Add-ons, Help) and a toolbar. The "Share" button is visible in the top right corner.


# HOW TO SUBMIT A GOOGLE DOC IN AN ASSIGNMENT

## Step 5: Click **SUBMIT**

Directions: Click on the link below & follow the directions.

*The embedded document below is a document that your teacher has created for you called a Cloud Assignment. You'll be able to edit the document in Canvas or in Google Documents. Once you have completed the assignment, you'll be able to submit it by using the submit button located on this page.*

[Student Resume 2](#)  
Submitted At: September 10, 2020 19:45

 Student Resume 2 ☆ ☁

File Edit View Insert Format Slide Arrange Tools Add-ons Help [Last edit was seconds ago](#) Present Share

+ ↶ ↷ 🖨️ 📄 🔍 🖱️ 📌 📎 🗑️ 📏 Background Layout Theme Transition

